

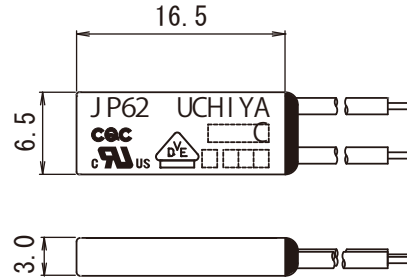
- World's only "DUAL SPRING MECHANISM"
- Stronger Contact Pressure, Lower Contact Resistance Ensures Longer Stability and Reliability
- Compact in size and Bigger contact capacity 8A 125V AC, 5A 250V AC (Resistive)
- Overheat, Overload protector for AC devices (EP2 series for DC devices)



Specifications

- Operating temp 60°C~150°C(5°C step)
- Tolerance ±5°C、±7°C、±10°C
- Differential 40±15K(Standard)
- Breaking capacity
 - 8A 125V AC 6000 cycle(resistive)
 - 5A 250V AC 10000 cycle(resistive)

Dimensions



Applications

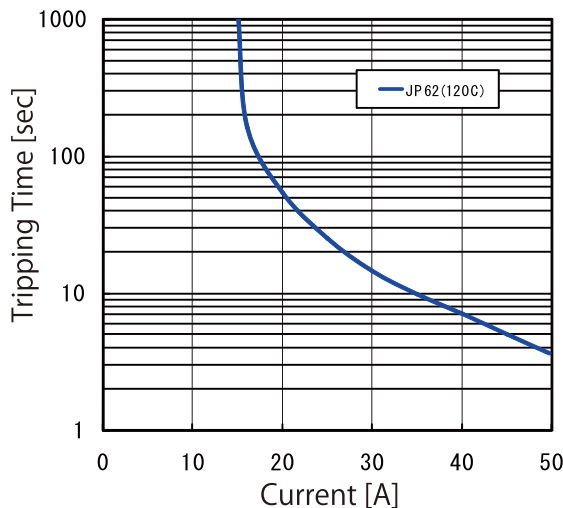
- Motor
- Transformer
- Solenoid
- Lighting Fixture
- Heating Appliance
- Resister
- Charger
- Projector

Safety Approval

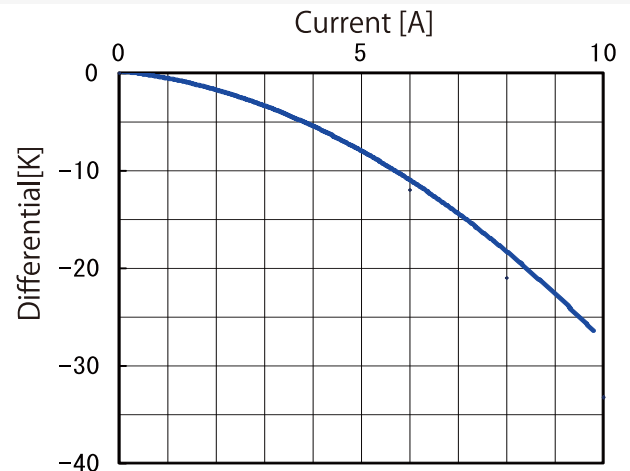
※Contact us for approved conditions in detail.

Model	Agency	Standard	Category	Electrical Ratings	Max Temp	File No.
JP61 JP62	UL	UL873	Regulating	8A /125V AC (resistive) 6000 cycles	140°C	E50124
	c-UL	CSA C22.2 No.24	Appliance Control	8A / 125V AC (resistive) 6000 cycles	140°C	E50124
	EN (VDE)	EN IEC 60730-2-22	Thermal Motor Protector	250V AC	150°C	114031
	EN (VDE)	EN IEC 60730-2-9	Thermal Cut-out	5A(3.5A)/250V AC resistive(inductive) 10000 cycles	150°C	40022558
	EN (VDE)	EN 60730-2-3	Thermal Ballast Protector	2A / 250V AC (inductive) 10000 cycles	150°C	40010418
	CQC	GB/T14536.10	Thermostat (Non-fused bimetal type)	8A/125V, 5A/250V AC	150°C	CQC04002009087 CQC03002008317

Graph Left: Tripping Time vs Current (at 25°C)



Graph Right: Operating Temp. Drop due to Current



Variation

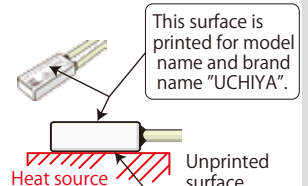
JP6

	Lead
1	Uninsulated Solid
2	insulated wire

Mounting method

In case of sensing heat directly from the heat source, place the thermal protector to touch its opposite surface of "UCHIYA" printed surface to the heat source.

*In case of sensing convection heat or heat emission, please contact Uchiya.
The condition of sensing heat differ case by case.



EU RoHS Compliant